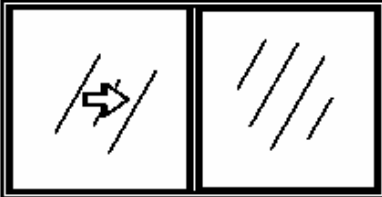






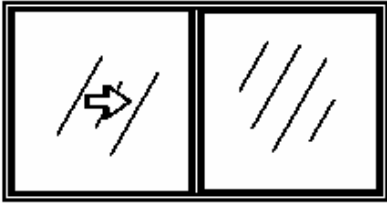










# Metal Roofing and Siding Accessories

HORIZONTAL SLIDE WINDOWS		DESCRIPTION	
SIZE		WT./EA.	
			
			
Head			
			
Sill			
3030 w/ half-screen		24.0#	
3040 w/ half-screen		33.5#	
4030 w/ half-screen		31.8#	
4040 w/ half-screen		41.7#	
5030 w/ half-screen		38.5#	
5040 w/ half-screen		49.9#	
			
Super Span Panel Fin			
			
Low Rib Panel Fin			
6020 w/ half-screen		38.5#	
6030 w/ half-screen		43.8#	
6040 w/ half-screen		57.8#	
			
Monarch Panel Fin			
			
Straight Panel Fin			
<p>Specify Super Span, Low Rib, Monarch, or Straight Fins.            All windows have field installed fins to fit the specified panel. Width of window is indicated by the first two digits in the description and is measured center-to-center of the fins. Windows are self-framing and require no additional flashing or trim.            Glass is clear DSB grade.            LTL crating charge is \$50 per order.</p>			

# Metal Roofing and Siding Accessories

HORIZONTAL SLIDE WINDOWS		DESCRIPTION	
		SIZE	WT./EA.
			
 <p data-bbox="242 666 307 695">Head</p>  <p data-bbox="471 666 514 695">Sill</p>		3030 w/ half-screen	24.0#
		3040 w/ half-screen	33.5#
		4030 w/ half-screen	31.8#
		4040 w/ half-screen	41.7#
		5030 w/ half-screen	38.5#
		5040 w/ half-screen	49.9#
 <p data-bbox="149 859 392 888">Super Span Panel Fin</p>  <p data-bbox="406 859 606 888">Low Rib Panel Fin</p>		6020 w/ half-screen	38.5#
		6030 w/ half-screen	43.8#
		6040 w/ half-screen	57.8#
 <p data-bbox="171 1072 378 1101">Monarch Panel Fin</p>  <p data-bbox="406 1072 599 1101">Straight Panel Fin</p>		<p data-bbox="649 946 1120 975">Specify Super Span, Low Rib, Monarch, or Straight Fins.</p> <p data-bbox="649 975 1220 1052">All windows have field installed fins to fit the specified panel. Width of window is indicated by the first two digits in the description and is measured center-to-center of the fins. Windows are self-framing and require no additional flashing or trim.</p> <p data-bbox="649 1052 863 1081">Glass is clear DSB grade.</p> <p data-bbox="649 1081 949 1110">LTL crating charge is \$50 per order.</p>	

# Metal Roofing and Siding Accessories

VERTICAL SLIDE WINDOWS	DESCRIPTION		
	SIZE	WT./EA.	
		3030 w/ half-screen	30.0#
	3040 w/ half-screen	34.0#	
	3050 w/ half-screen	38.0#	
FIXED GLASS SLIMLINE WINDOWS	DESCRIPTION		
	SIZE	WT./EA.	
		1070	40.0#
	2060	50.0#	
	2070	52.0#	
	<p>Specify Super Span, Low Rib, Monarch, or Straight Fins.</p> <p>All windows have field installed fins to fit the specified panel. Width of window is indicated by the first two digits in the description and is measured center-to-center of the fins. Windows are self-framing and require no additional flashing or trim.</p> <p>Glass is 1/8" Gray Tinted Tempered.</p> <p>LTL crating charge is \$50 per order.</p>		